

Exa® PACS RIS

Feature Summary

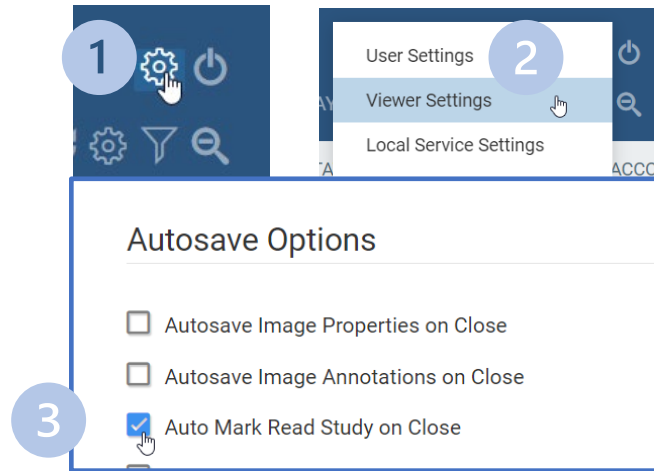
Auto-Change Study Status to Read

©2025 Konica Minolta Healthcare Americas, Inc.

In facilities where there is no radiologist reporting in Exa PACS, you can streamline workflow by configuring provider accounts to automatically change the study status to Read upon closing the study.

Configuration

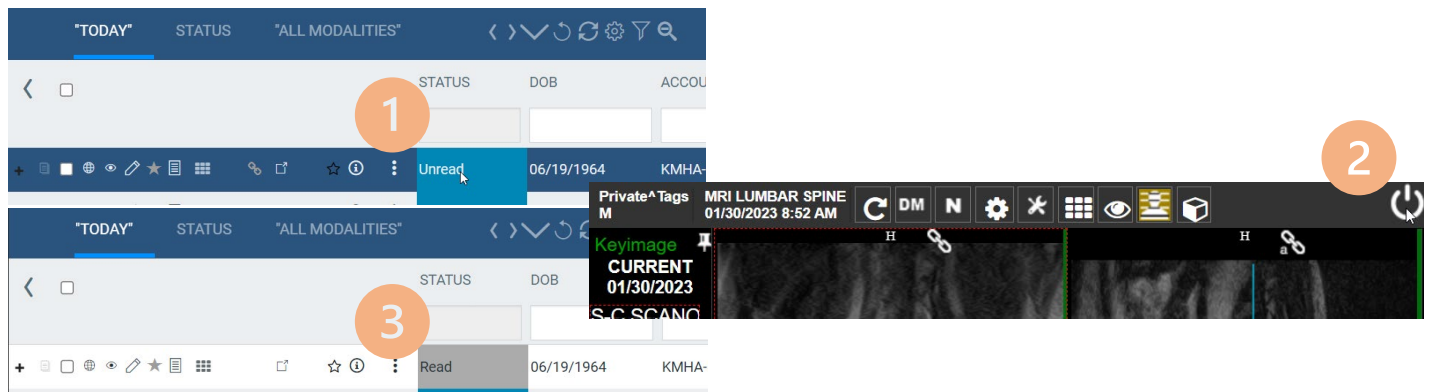
1. Go to **Settings**.
2. Select **Viewer Settings**.
3. Select **Auto Mark Read Study on Close**.
4. Select **SAVE**.





Workflow

1. On the worklist, open an unread study.
2. Close the study using the **close image area button**.*

The study status automatically changes to Read.



 * The provider must use the close image area button . Simply closing the browser window or tab will not trigger the study status change.